



Handleiding instelling app van



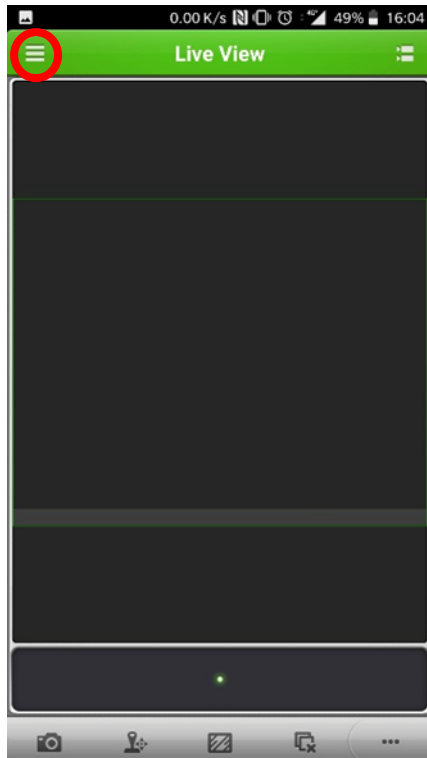
1. Download de app TVR Mobile in de Playstore



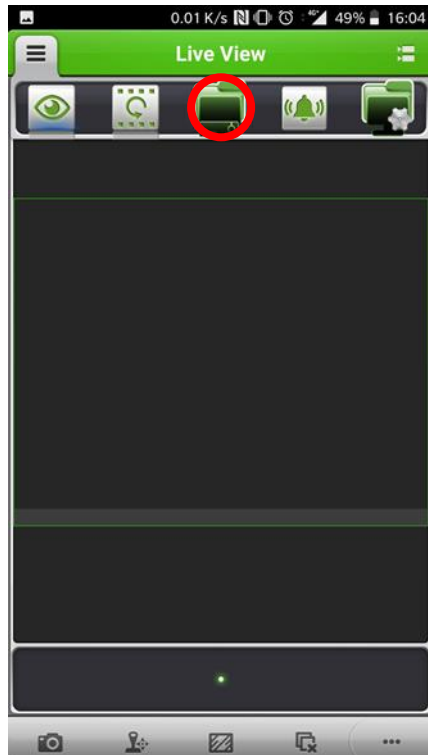
2. Open de app



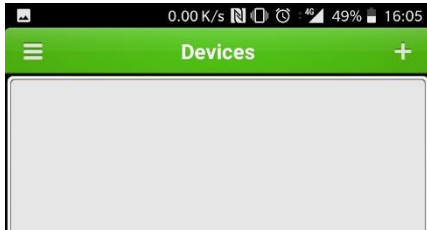
3. Ga naar het hoofdmenu



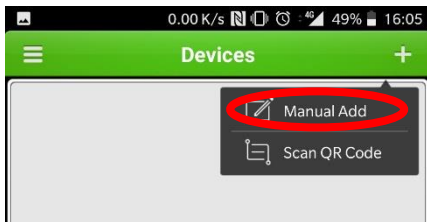
4. Ga naar Devices



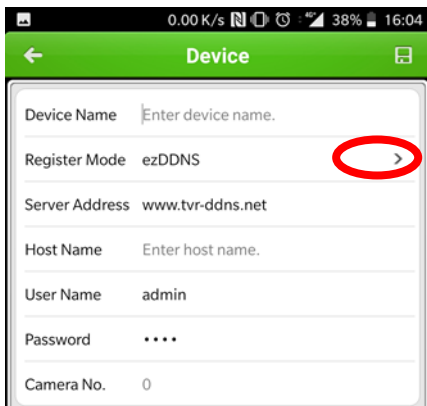
5. Kies  voor recorder toevoegen



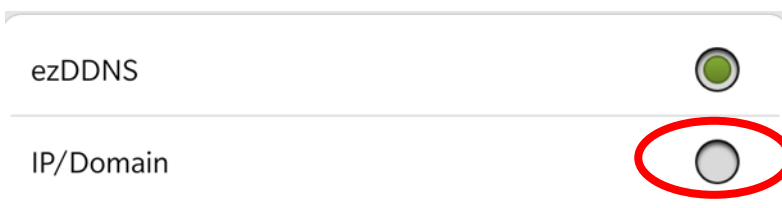
6. Kies voor 'Manual add'



7. Kies Register mode



8. Kies IP/Domain



9. Vul vervolgens onderstaande gegevens in en klik ten slotte op



Device Name	Naam Recorder	
Register Mode	IP/Domain	>
Address	IP Adres	
Port	Poort Nummer	
User Name	Gebruikers naam	
Password	Wachtwoord	
Camera No.	0	